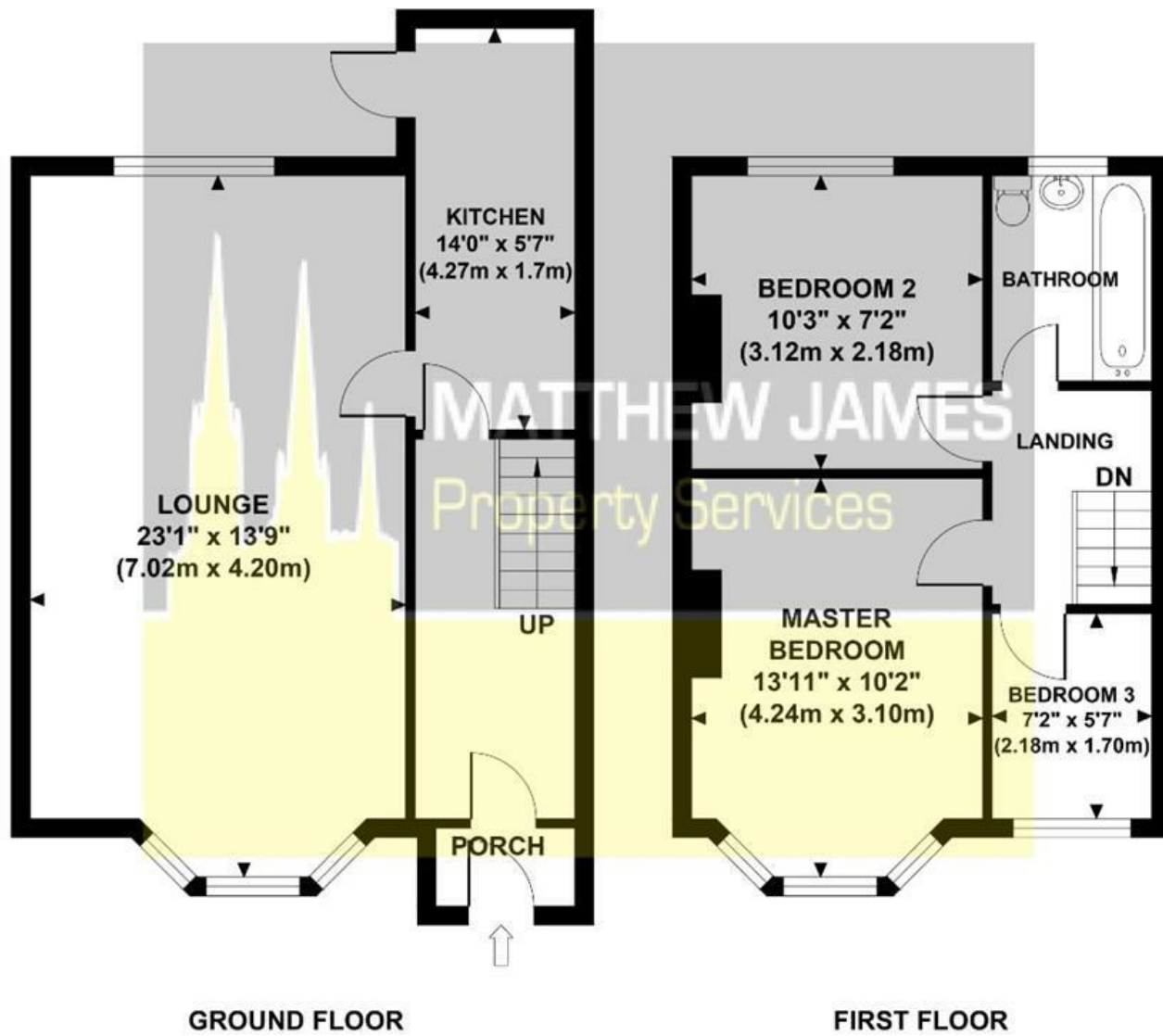


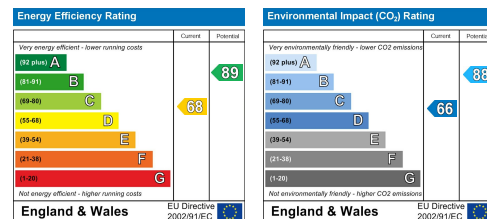
SEWALL HIGHWAY

Approximate Gross Internal Area
850 sq ft / 79.0 sq m



Although every attempt has been made to ensure accuracy, all measurements are approximate and no responsibility is taken for any error, omission, or mid-statement. This floor plan is for illustrative purposes only and not to scale. Measured in accordance to RICS standards.

These particulars, whilst believed to be accurate are set out as a general outline only for guidance and do not constitute any part of an offer or contract. Intending purchasers should not rely on them as statements of representation of fact, but must satisfy themselves by inspection or otherwise as to their accuracy. No person in this firm's employment has the authority to make or give any representation or warranty in respect of the property.



505 Sewall Highway Wyken, Coventry CV6 7JB

NO UPWARDS CHAIN... THREE BEDROOMS... THROUGH LOUNGE DINER... VACANT. This spacious, halls together double bay terraced home is located in the popular area of Wyken, with everything you need close by - its the perfect family home. Within easy reach of University Hospital Coventry too!

Set back from the main road, the greenery space to the front of the property is a lovely approach to this property. Step in through the porch and be welcomed into the hallway with space to hang up your coat and kick off your shoes.

The through lounge diner is an impressive size and would be ideal for so many configurations depending on your lifestyle, the large bay window to the front and window to the rear lets an abundance of natural daylight.

£194,995

CONTACT INFORMATION

24a Warwick Row, Coventry CV1 1EY

02477 170170

info@matthewjames.uk.com

www.matthewjames.uk.com

Facebook

Twitter

505 Sewall Highway

Wyken, Coventry CV6 7JB



- NO UPWARD CHAIN
- MODERN KITCHEN
- OVERLOOKING GREEN
- GAS CENTRAL HEATING
- VACANT
- LARGE REAR GARDEN
- CLOSE TO AMENITIES
- THREE BEDROOMS
- GREAT POTENTIAL
- PVCU DOUBLE GLAZED



Front Garden

Porch

Entrance Hallway

Through Lounge Diner

23'0" x 13'9" (7.02 x 4.2)

Kitchen

14'0" x 5'2" (4.27 x 1.6)

First Floor Landing

Master Bedroom

13'10" x 12'9" (4.24 x 3.9)

Bedroom Two

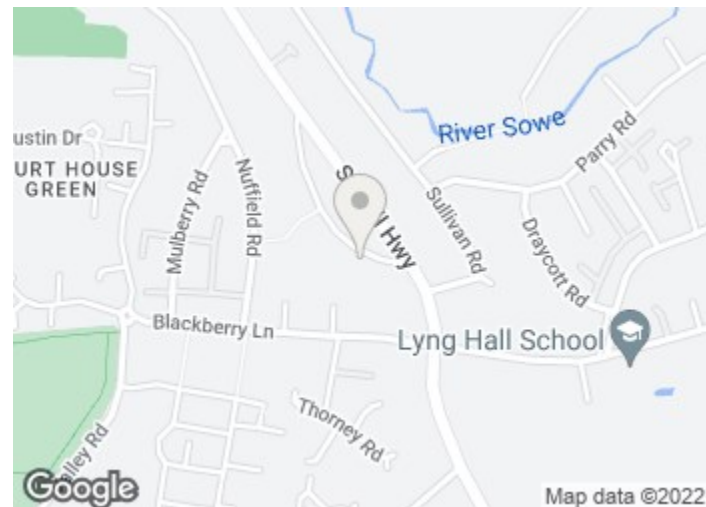
10'1" x 7'0" (3.09 x 2.15)

Bedroom Three

7'1" x 5'6" (2.18 x 1.70)

Family Bathroom

Rear Garden



Directions

